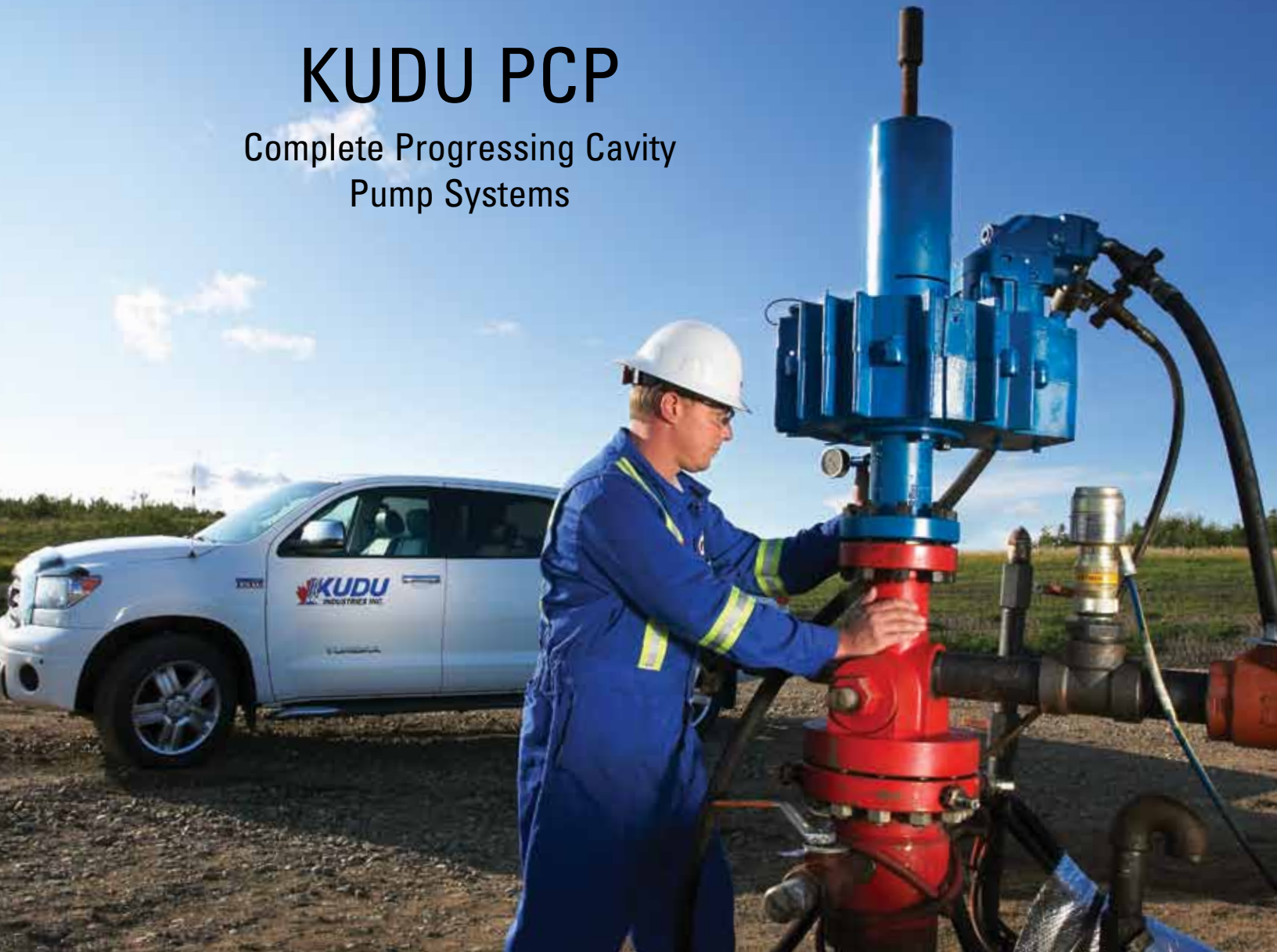


KUDU PCP

Complete Progressing Cavity
Pump Systems



Experience excellence. Expect reliability.

- Sustain lower operating and capital costs
- Maintain high production rates in solids and high viscosity fluids
- Proven performance in light to heavy oil, thermal (SAGD & CSS), dewatering and coal bed methane operations

Bringing Solutions to Surface



KUDU Progressing Cavity Pumps

MODEL	DISPLACEMENT RATE AT 100 RPM AT ZERO HEAD		PUMP PRESSURE RATING		PUMP O.D.		PUMP STATOR LENGTH		STATOR CONNECTION
	(m ³ /d)	(bfpd)	(m of H ₂ O)	(f of H ₂ O)	(mm)	(in)	(m)	(ft)	
3 K 600	3	19	600	2000	71	2.795	0.9	2.94	2 3/8" EUE Box
3 K 1200	3	19	1200	4000	71	2.795	1.8	5.91	2 3/8" EUE Box
3 K 2400	3	19	2400	8000	71	2.795	3.6	11.81	2 3/8" EUE Box
6 K 650	6	34	650	2200	71	2.795	1.31	4.28	2 3/8" EUE Box
6 K 1300	6	34	1300	4400	71	2.795	2.61	8.56	2 3/8" EUE Box
6 K 2000	6	34	2000	6600	71	2.795	3.92	12.84	2 3/8" EUE Box
6 K 2600	6	34	2600	8800	71	2.795	5.22	17.13	2 3/8" EUE Box
16 K 1200 SL	16	101	1200	3937	71	2.80	5.40	17.73	2 3/8" EUE Pin
16 K 1600 SL	16	101	1600	5249	71	2.80	7.21	23.64	2 3/8" EUE Pin
13 K 650	13	83	650	2200	80	3.15	1.74	5.71	2 7/8" EUE Box
13 K 1300	13	83	1300	4400	80	3.15	3.48	11.42	2 7/8" EUE Box
13 K 1650	13	83	1650	5500	80	3.15	4.35	14.27	2 7/8" EUE Box
13 K 2000	13	83	2000	6600	80	3.15	5.22	17.13	2 7/8" EUE Box
13 K 2600	13	83	2600	8800	80	3.15	6.97	22.85	2 7/8" EUE Box
13 K 3300	13	83	3300	11000	80	3.15	8.7	28.54	2 7/8" EUE Box
22 K 600	22	136	600	2000	86	3.385	2.61	8.56	2 7/8" EUE Box
22 K 1200	22	136	1200	4000	86	3.385	5.22	17.14	2 7/8" EUE Box
22 K 1400	22	136	1400	4600	86	3.385	6.53	21.42	2 7/8" EUE Box
22 K 1500	22	136	1500	5000	86	3.385	7.09	23.27	2 7/8" EUE Box
22 K 1800	22	136	1800	6000	86	3.385	7.83	25.69	2 7/8" EUE Box
24 K 1300	24	151	1300	4400	102	4.016	4.06	13.32	3 1/2" EUE Box
24 K 2000	24	151	2000	6600	102	4.016	6.1	20.01	3 1/2" EUE Box
24 K 2600	24	151	2600	8800	102	4.016	8.14	26.71	3 1/2" EUE Box
24 K 3300	24	151	3300	11000	102	4.016	10.17	33.37	3 1/2" EUE Box
32 K 750	32	201	750	2500	102	4.016	2.75	9.02	3 1/2" EUE Box
32 K 1500	32	201	1500	5000	102	4.016	5.5	18.04	3 1/2" EUE Box
32 K 2200	32	201	2200	7500	102	4.016	8.25	27.07	3 1/2" EUE Box
40 K 600	40	244	600	2000	102	4.016	2.75	9.02	3 1/2" EUE Box
40 K 1200	40	244	1200	4000	102	4.016	5.5	18.04	3 1/2" EUE Box
40 K 1400	40	244	1400	4000	102	4.016	6.42	21.06	3 1/2" EUE Box
40 K 1500	40	244	1500	5000	102	4.016	6.88	22.56	3 1/2" EUE Box
40 K 1800	40	244	1800	6000	102	4.016	8.25	27.07	3 1/2" EUE Box
40 K 2400	40	244	2400	8000	102	4.016	11	36.09	3 1/2" EUE Box
63 K 400	63	377	400	1350	102	4.016	2.75	9.02	3 1/2" EUE Box
63 K 800	63	377	800	2700	102	4.016	5.5	18.04	3 1/2" EUE Box
63 K 1200	63	377	1200	4000	102	4.016	8.25	27.07	3 1/2" EUE Box
63 K 1600	63	377	1600	5400	102	4.016	11	36.09	3 1/2" EUE Box
36 K 1000	36	226	1000	3300	109	4.291	2.88	9.45	4" NU Pin
36 K 1500	36	226	1500	5000	109	4.291	4.32	14.17	4" NU Pin
36 K 2000	36	226	2000	6600	109	4.291	5.76	18.9	4" NU Pin
36 K 3000	36	226	3000	9900	109	4.291	8.64	28.35	4" NU Pin
45 K 1600	45	283	1600	5400	109	4.291	5.76	18.9	4" NU Pin
45 K 2400	45	283	2400	8000	109	4.291	8.64	28.35	4" NU Pin
60 K 600	60	377	600	2000	109	4.291	2.88	9.45	4" NU Pin
60 K 1200	60	377	1200	4000	109	4.291	5.76	18.9	4" NU Pin
60 K 1500	60	377	1500	5000	109	4.291	7.2	23.62	4" NU Pin
60 K 1800	60	377	1800	6000	109	4.291	8.64	28.35	4" NU Pin
60 K 2400	60	377	2400	8000	109	4.291	11.52	37.79	4" NU Pin
80 K 450	80	503	450	1500	109	4.291	2.88	9.45	4" NU Pin
80 K 900	80	503	900	3000	109	4.291	5.76	18.9	4" NU Pin
80 K 1150	80	503	1150	3800	109	4.291	7.2	23.62	4" NU Pin
80 K 1350	80	503	1350	4500	109	4.291	8.64	28.35	4" NU Pin
80 K 1800	80	503	1800	6000	109	4.291	11.52	37.79	4" NU Pin
100 K 400	100	620	400	1350	109	4.291	2.88	9.45	4" NU Pin
100 K 800	100	620	800	2700	109	4.291	5.76	18.9	4" NU Pin
100 K 1000	100	620	1000	3300	109	4.291	7.2	23.62	4" NU Pin
100 K 1200	100	620	1200	4000	109	4.291	8.64	28.35	4" NU Pin
100 K 1600	100	620	1600	5400	109	4.291	11.52	37.79	4" NU Pin
120 K 300	120	755	300	1000	109	4.291	2.88	9.45	4" NU Pin
120 K 600	120	755	600	2000	109	4.291	5.76	18.9	4" NU Pin
120 K 750	120	755	750	2500	109	4.291	7.2	23.62	4" NU Pin
120 K 900	120	755	900	3000	109	4.291	8.64	28.35	4" NU Pin
120 K 1200	120	755	1200	4000	109	4.291	11.52	37.79	4" NU Pin
120 K 1500	120	755	1500	5000	109	4.291	14.4	47.24	4" NU Pin
175 K 200	175	1094	200	675	109	4.291	2.88	9.45	4" NU Pin
175 K 400	175	1094	400	1350	109	4.291	5.76	18.9	4" NU Pin
175 K 600	175	1094	600	2000	109	4.291	8.64	28.35	4" NU Pin
175 K 800	175	1094	800	2700	109	4.291	11.52	37.79	4" NU Pin
150 K 800	150	943	800	2700	138	5.43	5.66	18.57	5" STC Pin
150 K 1200	150	943	1200	4000	138	5.43	8.49	27.85	5" STC Pin
200 K 860	200	1258	860	2900	138	5.43	8.49	27.85	5" STC Pin
200 K 1150	200	1258	1150	4000	138	5.43	11.32	37.14	5" STC Pin
200 K 1450	200	1258	1450	4800	138	5.43	14.15	46.42	5" STC Pin

Additional pump models are available. Please contact your KUDU representative for recommendations. Please see Special Clearance Pumps for additional O.D.'s. Pressure ratings are based on actual bench tests. Tough Coat Rotors also available.

Rotor Selection Guide

3	6	16	13	22	24	32	40	63	36	45	60	80	100	120	175	150*	200*	M ³ /DAY @ 100 RPM
19	34	100	83	136	151	201	244	377	226	283	377	503	630	755	1094	943*	1258*	BFPD @ 100 RPM

* 4" or larger tubing required.

All technical specifications are deemed accurate, but situations may arise where additional information may be required. Please contact a KUDU representative for further technical consultation.

Elastomer Choices

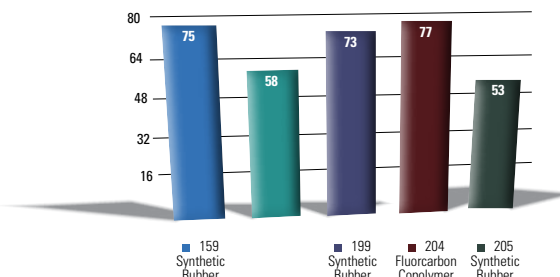
MODEL	ELASTOMER DESCRIPTION	MAXIMUM TEMP. °C (°F)	SAND RESISTANCE	H ₂ S RESISTANCE	CO ₂ RESISTANCE	AROMATICS @ 20°C (68°F)	HYDROLYSIS @ 50°C (122°F)	EXPLOSIVE DECOMP.
159	NBR (Synthetic)	120 (248)	6	6	6	5	5	9
194	NBR (Synthetic)	80 (176)	8	7	5	3	7	7
199	NBR (Synthetic)	120 (248)	4	5	9	7	5	10
204	FPM (Fluorocarbon Copolymer)	80 (176)	2	8	10	10	10	5
205	NBR (Synthetic)	80 (176)	10	7	4	2	8	6

5 = Average 7 = Good 10 = Best

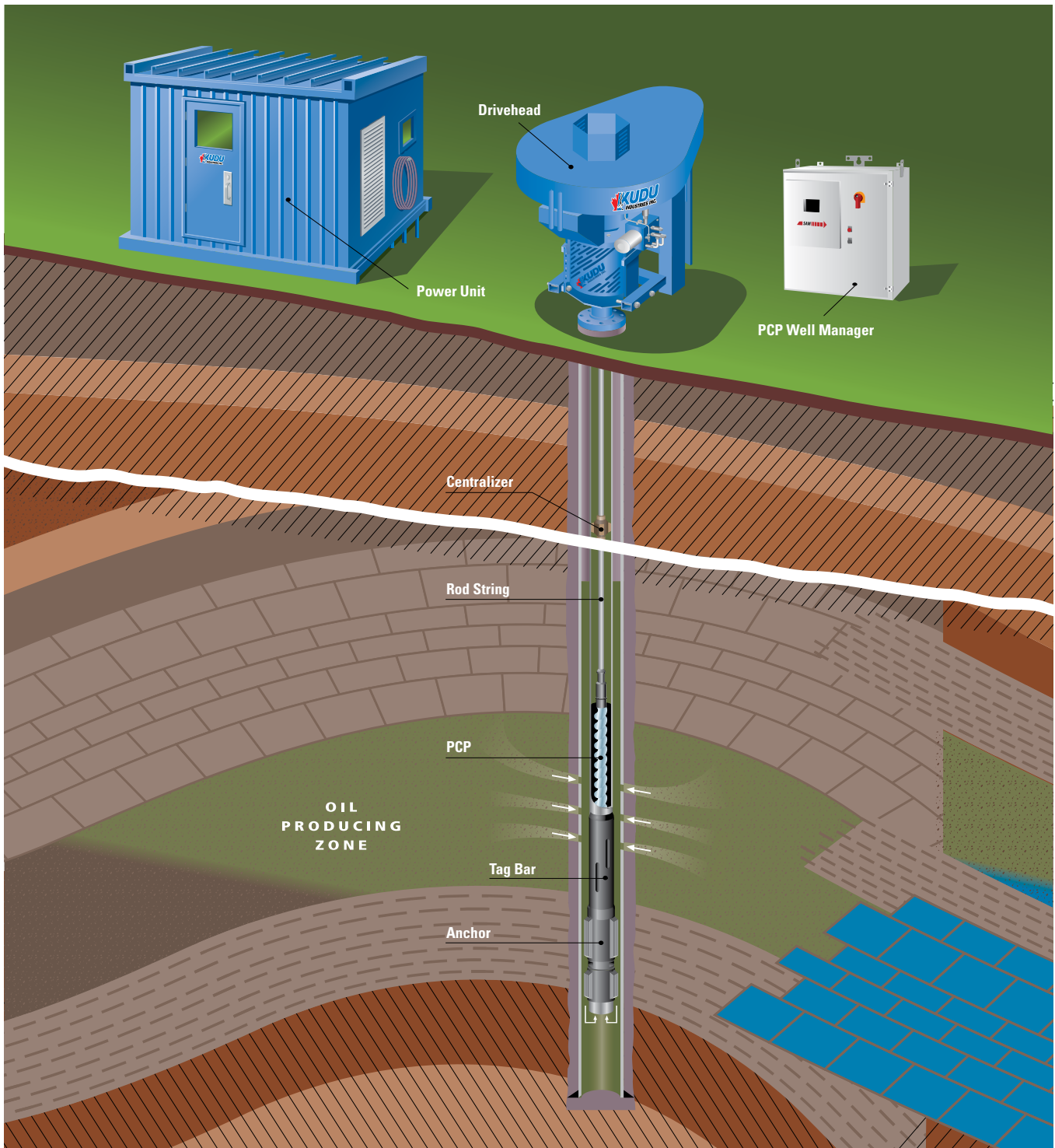
Superior Products Deserve Superior Service

With offices around the world and a global network of distributors, KUDU is close to where the action is. This proximity to oilfield activity enables KUDU to have the knowledge, adaptability and responsiveness tailored to your operation's needs. Our team of trained specialists consists of representatives from all corners of the world including, USA, Russia, Venezuela, Colombia, Philippines, Yugoslavia, Mexico, Kuwait, and China. These international professionals – all trained in Canada – provide a perfect design for any environment and are always available for service and support.

Hardness, Shore "A"



KUDU's
manufacturing and
distribution systems
are ISO registered.



Contact your local KUDU representative or visit our website to find a distributor near you. All information is considered accurate and up to date at time of printing. KUDU reserves the right to amend the contents of this document at any time. KUDU does not warranty manufacturers claims.

Australia
 Tel: +61 (0) 7 3 8423105
 Email: australia@kudupump.com

Kazakhstan
 Tel: +8 727 313 07 65
 Email: kazakhstan@kudupump.com

South Central America & Mexico
 Tel: +1 281 296 1602
 Email: southamerica@kudupump.com

United States
 Tel: +1 661 326 1554
 Email: usa@kudupump.com

Europe
 Tel: +40 244 434 340
 Email: europe@kudupump.com

Middle East
 Tel: +968 9550 1017
 Email: middleeast@kudupump.com

Russia
 Tel: 8 (342) 249-8594
 Email: russia@kudupump.com

KUDU Head Office & Manufacturing
 9112 – 40th Street SE
 Calgary, AB Canada T2C 2P3
 Tel: +1 403 279 5838